

Monday 19/07/21 - Term 3 Week 2

Subject	Activity	Resources/Links
Morning Routine	<ul style="list-style-type: none"> <li>• Sing 'The Days of the Week' song, then answer these questions: How many days are in a week? How many days are school days? Which days are school days? What do we call the other two days? (the weekend). Which two days are the weekend? What happens on the weekend? What day is it today? What was yesterday? What will tomorrow be?</li> <li>• Sing 'The Months of the Year' song, then answer these questions: What month is it? What was last month? What will next month be? What month is your birthday?</li> <li>• Talk about what the weather looks like and feels like - talk about what clothes should be worn to suit the weather</li> <li>• Sing the phonics song</li> </ul>	<ul style="list-style-type: none"> <li>• <a href="https://www.youtube.com/watch?v=mXMofxtDPUQ">https://www.youtube.com/watch?v=mXMofxtDPUQ</a></li> <li>• <a href="https://www.youtube.com/watch?v=5enDRrWyXaw">https://www.youtube.com/watch?v=5enDRrWyXaw</a></li> <li>• <a href="https://www.youtube.com/watch?v=jPVbJ-laHlw">https://www.youtube.com/watch?v=jPVbJ-laHlw</a></li> </ul>
Reading	<ul style="list-style-type: none"> <li>• Read a book to someone at home using the 'Half-Pint Kids' website <b>AND/OR</b></li> <li>• Have someone read a book to you – Can you retell what happened in the beginning, middle and end of the story? Can you talk about the setting and characters?</li> </ul>	<ul style="list-style-type: none"> <li>• <a href="https://halfpintkids.com/online-materials/">https://halfpintkids.com/online-materials/</a></li> </ul>
Sight Words	<ul style="list-style-type: none"> <li>• Choose a fun activity to practise reading and/or writing your sight words</li> </ul>	
<b>Fruit Break</b>		
Phonics	<ul style="list-style-type: none"> <li>• Sing the 'Digraphs' song by Jack Hartman on YouTube</li> <li>• Watch the video introducing the digraph 'sh'</li> <li>• Can you think of some words with 'sh' in them? Is 'sh' at the beginning, middle or end of the word?</li> </ul>	<ul style="list-style-type: none"> <li>• <a href="https://www.youtube.com/watch?v=NK8_Tvu6bJk">https://www.youtube.com/watch?v=NK8_Tvu6bJk</a></li> <li>• <a href="https://youtu.be/BWvFQYqX4cl">https://youtu.be/BWvFQYqX4cl</a></li> </ul>
Interactive Writing	<ul style="list-style-type: none"> <li>• Using a whiteboard or a piece of paper and pencil, watch the Interactive Writing video. Follow along with the video – <i>answer the questions and have a go at writing the sentence</i></li> </ul>	<ul style="list-style-type: none"> <li>• <a href="https://youtu.be/RbsPO6leBK0">https://youtu.be/RbsPO6leBK0</a></li> </ul>

## Break

Mathematics

**Choose 1-3** of the following activities each day:

*(Please note, larger numbers may be used when your child is ready)*

- Count forwards to 30. Once you have mastered this, try counting forwards from any given number (e.g. start counting from 7, start counting from 12 etc.)
- Count backwards from 20. Once you have mastered this, try counting backwards from any given number in the range 20-0 (e.g. count backwards from 18, count backwards from 11 etc.)
- Name the number that comes before and after a given number (e.g. "what comes before the number 7? What comes after the number 7?")
- Print the number flashcards (or use paper to make your own). Put the flashcards in a random order. Say each number as quickly as you can
- Practise writing the numbers 0-20 on a whiteboard or piece of paper
- Choose a number from 4-10. How many ways can you show this number? Think of tally marks, dice patterns, dominoes, tens frames. What numbers go together to make the number? (e.g. 2 and 4 make 6, 3 and 3 make 6, 5 and 1 make 6 etc.)
- Practise adding numbers together using objects, your fingers, and/or counting on. Can you record the sums on a whiteboard or piece of paper (e.g. '5 and 2 is 7' or  $5+2=7$ )

## Break

Other

- Create an obstacle course in your house/backyard. Can you find things to jump over, climb under, and balance on? Will you have to do star jumps? Will you have to throw a ball into the tub? Is there somebody you can race? Can you do the obstacle course and beat your time?

We can't wait to see what you create!

## Reading Sight Words

Make a sight word car park. Read the word before parking your car



Slap the sight words with a fly swatter when each word is called



Sight word dominoes



Play a game of 'memory'



Play sight word hopscotch




Hide sight words around the house



Sight word beanbag toss. What word did your beanbag land on?



Sight word bingo



Sight word stomp. Stomp on the word when it is called



Read the flashcards as quickly as you can



## Writing/Making Sight Words

Make your sight words out of playdoh



Put flour/rice/sand in a tray and use your finger to write your sight words



Use a 'dry-erase' marker and write your sight words on the table or window



Put some paint in a zip lock bag and use a cotton bud or your finger to write your sight words



Write your sight words on the concrete using chalk



Spray some shaving cream onto the table and use your finger to write your sight words in it




Flatten a piece of playdoh and use a toothpick or skewer to write sight words in the playdoh




Sight word pyramids





























Paint your sight words on concrete using water and a paint brush



Write your sight words in rainbow colours



 a	 b	 c	 d	 e	 f	 g	 h	
 i	 j	 k	 l	 m	 n	 o	 p	
 q	 r	 s	 t	 u	 v	 w	 x	
 y	 z	<div data-bbox="672 965 1086 1412" style="border: 2px solid red; padding: 10px; text-align: center;"> <p>is      the</p> <p>and     for</p> <p>a        on</p> </div>			<div data-bbox="1142 965 1556 1412" style="border: 2px solid blue; padding: 10px; text-align: center;"> <p>I      am</p> <p>went to</p> <p>this can</p> </div>		<div data-bbox="1624 965 2038 1412" style="border: 2px solid yellow; padding: 10px; text-align: center;"> <p>we     are</p> <p>like   my</p> <p>in     see</p> </div>	

A4 Alphabet Card B101

P.O. Box 21614  
Henderson,  
Auckland 1221  
New Zealand  
Ph/Fax (INT) 64 9 828 7742  
Ph/Fax (NZ) 09 828 7742  
Printed in New Zealand



© Copyright 1991-98 Butterflies. All rights reserved.