




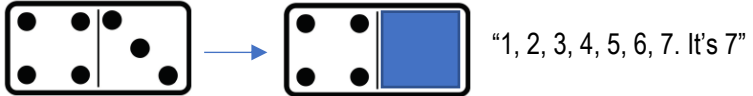


| Subject | Activity | Resources/Links | | | | | | | | |
|--|--|--|-------|----------|----------|--------|---------|--------|------------|--|
| <p>Phonics Must Do</p> | <ul style="list-style-type: none"> A digraph is when 2 letters are making 1 sound  <p>2 letters ^A_C^B = 1 sound</p> <ul style="list-style-type: none"> Make flashcards for the digraphs we have learnt 'sh', 'ch', 'th' and 'wh' and practise saying the sounds as quickly as you can Today's digraph is: 'ph'. 'Ph' makes a /f/ sound like in <u>ph</u>oto, <u>ph</u>one, ele<u>ph</u>ant, and <u>gr</u>aph Can you think of some words that have the 'ph' digraph in them? Is 'ph' at the beginning, middle or end of the word? Ask somebody to write the words down for you. Can you underline the 'ph' digraph in each word? |  <p>Digraph Song (optional)</p> <ul style="list-style-type: none"> https://www.youtube.com/watch?v=NK8_Tvu6bJk <p>Ph Song (optional)</p> <ul style="list-style-type: none"> https://www.youtube.com/watch?v=U5WTmRQ9jrk&t=66s | | | | | | | | |
| <p>Writing Practice Must Do</p> | <table border="1" data-bbox="448 842 1120 1093"> <tr> <td>phone</td> <td>photo</td> </tr> <tr> <td>elephant</td> <td>alphabet</td> </tr> <tr> <td>trophy</td> <td>dolphin</td> </tr> <tr> <td>sphere</td> <td>microphone</td> </tr> </table> <ul style="list-style-type: none"> Write 1 or more sentences using a 'ph' word (you may like to choose a different 'ph' word) – sound out unknown words all by yourself Challenge: Can you write a compound sentence using 'and', 'but', 'or', 'because', 'so'? Example: <i>The photocopier was broken <u>because</u> the paper was jammed.</i> Independent sentences with sounded out words might look like: The photocpr woz bokn becos the paypr wos jamd. | phone | photo | elephant | alphabet | trophy | dolphin | sphere | microphone | <p>As a good writer, I:</p> <ul style="list-style-type: none"> Write all my letters correctly Leave a space between each word Use capital letters at the beginning of sentences and for names Make sure my sentences end with a punctuation mark Reread my writing to make sure it makes sense  <p>Look at the cat.</p>  <p>The cat is on the mat.</p>  <p>The big black cat is a happy</p> |
| phone | photo | | | | | | | | | |
| elephant | alphabet | | | | | | | | | |
| trophy | dolphin | | | | | | | | | |
| sphere | microphone | | | | | | | | | |
| <p>Sight Words</p> | <ul style="list-style-type: none"> Choose an activity to practise reading and/or writing your sight words | <ul style="list-style-type: none"> View attachment on page 5 for ideas | | | | | | | | |

Fruit Break

| | | |
|-----------------------------------|---|--|
| <p>Reading Must Do</p> | <ul style="list-style-type: none"> Read a book to someone at home or use the or the 'Half Pint Kids' or the 'Academic Success for all Learners' websites AND/OR Have someone read a book to you – Can you retell what happened in the beginning, middle and end of the story? Can you talk about the setting and characters? | <ul style="list-style-type: none"> https://halfpintkids.com/online-materials/ (optional) https://iseesam.com/reading-for-all-learners-home-education-and-send-home-digital-edition/ (optional) |
| <p>Handwriting</p> | <ul style="list-style-type: none"> Practise writing the 'down up and over the hill' letters. Make sure you start at the dot and follow the arrow. <i>Remember: when writing lowercase letters, your pencil should not come off the page unless the instructions say 'lift'.</i> | <ul style="list-style-type: none"> View attachment on page 6 for instructions |

Break

| | | |
|---|---|---|
| <p>Mathematics Warm Up Must Do</p> | <ul style="list-style-type: none"> Count forwards to 30 (or higher!). Once you have mastered this, try counting forwards from any given number (e.g. start counting from 7, start counting from 12 etc.) Count backwards from 20 (or higher!). Once you have mastered this, try counting backwards from any given number in the range 20-0 (e.g. count backwards from 18, count backwards from 11 etc.) | |
| <p>Mathematics Must Do</p> | <ul style="list-style-type: none"> Number of the day: 6 or 16 How many ways can you show this number? Think of tally marks, dice patterns, dominoes, tens frames. What numbers go together to make the number? (e.g. 2 and 4 make 6, 3 and 3 make 6, 5 and 1 make 6 etc.) Practise adding numbers together using objects, your fingers, and/or counting on. Can you record the sums on a whiteboard or piece of paper (e.g. '4 and 3 is 7' or $4+3=7$) | <ul style="list-style-type: none"> View attachment on page 7 for 'Number of the Day' example. <p>Addition Strategies (listed in order of difficulty):</p> <ul style="list-style-type: none"> Get 2 groups of objects (4 pencils and 3 pencils) and count them with your fingers Show two sets of dot patterns (2 dice, a domino or drawn), cover one up and visualise the dots – count from 1 and touch every dot – even the dots that are covered up <div style="text-align: center;">  </div> <ul style="list-style-type: none"> Try the above strategy but cover both sides Count on from one of the numbers – when solving '4+3' say 4, then count 5, 6, 7 |

Break

Other

- Draw a portrait (picture) of your face – use a mirror to help you

Additional Optional Activities

| | | | | | |
|--|--|---|---|---|---|
| Reading | <ul style="list-style-type: none"> Reading games on Half Pint Kids | <ul style="list-style-type: none"> https://halfpintkids.com/reading-games/ | | | |
| Writing | <ul style="list-style-type: none"> Writing worksheets on Half Pint Kids | <ul style="list-style-type: none"> https://halfpintkids.com/activity-pages/ | | | |
| Mathematics | <ul style="list-style-type: none"> Activities on Mathletics – ask your teacher if you would like your child’s login details | <ul style="list-style-type: none"> https://www.mathletics.com/au/ | | | |
| Number Games | <ul style="list-style-type: none"> Games on Love Maths <p style="margin-left: 20px;">Our suggestions:</p> <table style="width: 100%; border: none;"> <tr> <td style="width: 33%; vertical-align: top;"> <ul style="list-style-type: none"> - Domino golf - Estimate and Check - Get out of my house 2.0 </td> <td style="width: 33%; vertical-align: top;"> <ul style="list-style-type: none"> - Number snake - One minute challenge - Order Order </td> <td style="width: 33%; vertical-align: top;"> <ul style="list-style-type: none"> - Sleeping Stormtroopers - Swap - Tumbling towers </td> </tr> </table> | <ul style="list-style-type: none"> - Domino golf - Estimate and Check - Get out of my house 2.0 | <ul style="list-style-type: none"> - Number snake - One minute challenge - Order Order | <ul style="list-style-type: none"> - Sleeping Stormtroopers - Swap - Tumbling towers | <ul style="list-style-type: none"> https://www.lovemaths.me/number-f-2 |
| <ul style="list-style-type: none"> - Domino golf - Estimate and Check - Get out of my house 2.0 | <ul style="list-style-type: none"> - Number snake - One minute challenge - Order Order | <ul style="list-style-type: none"> - Sleeping Stormtroopers - Swap - Tumbling towers | | | |
| Addition/ Subtraction Games | <ul style="list-style-type: none"> Games on Love Maths <p style="margin-left: 20px;">Our Suggestions:</p> <table style="width: 100%; border: none;"> <tr> <td style="width: 33%; vertical-align: top;"> <ul style="list-style-type: none"> - Closest to 10 - Game, Set, Maths - Get out of my house!! </td> <td style="width: 33%; vertical-align: top;"> <ul style="list-style-type: none"> - Go Fish (Doubles) - Go Fish! (Make Ten) - Make Ten Memory </td> <td style="width: 33%; vertical-align: top;"> <ul style="list-style-type: none"> - Part-Part Grab - Ten Frame Filler - Zoo Rescue </td> </tr> </table> | <ul style="list-style-type: none"> - Closest to 10 - Game, Set, Maths - Get out of my house!! | <ul style="list-style-type: none"> - Go Fish (Doubles) - Go Fish! (Make Ten) - Make Ten Memory | <ul style="list-style-type: none"> - Part-Part Grab - Ten Frame Filler - Zoo Rescue | <ul style="list-style-type: none"> https://www.lovemaths.me/operations-f-2 |
| <ul style="list-style-type: none"> - Closest to 10 - Game, Set, Maths - Get out of my house!! | <ul style="list-style-type: none"> - Go Fish (Doubles) - Go Fish! (Make Ten) - Make Ten Memory | <ul style="list-style-type: none"> - Part-Part Grab - Ten Frame Filler - Zoo Rescue | | | |

Reading Sight Words

Make a sight word car park. Read the word before parking your car



Slap the sight words with a fly swatter when each word is called



Sight word dominoes



Play a game of 'memory'



Play sight word hopscotch




Hide sight words around the house



Sight word beanbag toss. What word did your beanbag land on?



Sight word bingo



Sight word stomp. Stomp on the word when it is called



Read the flashcards as quickly as you can



Writing/Making Sight Words

Make your sight words out of playdoh



Put flour/rice/sand in a tray and use your finger to write your sight words



Use a 'dry-erase' marker and write your sight words on the table or window



Put some paint in a zip lock bag and use a cotton bud or your finger to write your sight words



Write your sight words on the concrete using chalk



Spray some shaving cream onto the table and use your finger to write your sight words in it



Flatten a piece of playdoh and use a toothpick or skewer to write sight words in the playdoh



Sight word pyramids










Paint your sight words on concrete using water and a paint brush

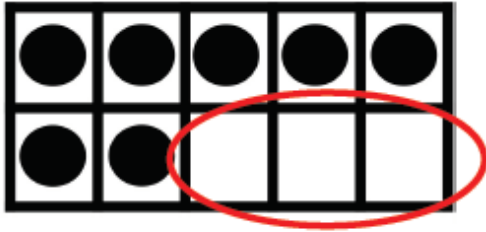


Write your sight words in rainbow colours



'Down Up and Over the Hill' Letters

| | | | | | | |
|---|---|---|---|---|---|---|
|  |  |  |  |  |  |  |
| down up over | down up around down | down up around down up around down | down up around down | down up around | down up around | down up around out |



$$10 - 3$$



5 and 2



5 and 2

$$7 + 0 = 7$$

$$6 + 1 = 7$$

$$5 + 2 = 7$$


$$4 + 3 = 7$$




$$10 - 3 = 7$$

$$8 - 1 = 7$$

$$7 - 0 = 7$$



4 and 3



6 and 1

