

Tuesday 27/07/21 - Term 3 Week 3

Subject	Activity	Resources/Links
Phonics	<ul style="list-style-type: none"> Sing the 'Digraphs' song by Jack Hartman on YouTube Watch the second 'th' video Optional: Can you put 1 or more of the words from the video into a sentence? 	<ul style="list-style-type: none"> https://www.youtube.com/watch?v=NK8_Tvu6bJk https://youtu.be/vjEPFJ0QqOE
Writing	<ul style="list-style-type: none"> Using a piece of paper and coloured pencils, independently use detailed pictures and words to tell your audience a story (refer to the 'Writing Instructions' document regarding how to support your child when writing) Stimulus question: If you had a magic book, what adventure would it take you on? 	<ul style="list-style-type: none"> View attachment to see teacher example
Fruit Break		
Reading	<ul style="list-style-type: none"> Read a book to someone at home using the 'Half-Pint Kids' website AND/OR Have someone read a book to you – Can you retell what happened in the beginning, middle and end of the story? Can you talk about the setting and characters? 	<ul style="list-style-type: none"> https://halfpintkids.com/online-materials/
Sight Words	<ul style="list-style-type: none"> Choose a fun activity to practise reading and/or writing your sight words 	
Mathematics Warm Up	<p><i>(Larger numbers may be used when your child is ready)</i></p> <ul style="list-style-type: none"> Name the number that comes before and after a given number (e.g. "what comes before the number 7? What comes after the number 7?") <p>Optional: Write it down 6 7 8</p>	

Break

Mathematics

- Number of the day: 8
How many ways can you show this number? Think of tally marks, dice patterns, dominoes, tens frames. What numbers go together to make the number? (e.g. 2 and 4 make 6, 3 and 3 make 6, 5 and 1 make 6 etc.)
- Practise adding numbers together using objects, your fingers, and/or counting on. Can you record the sums on a whiteboard or piece of paper (e.g. '5 and 2 is 7' or $5+2=7$)

- [View attachment to see 'Number of the Day' example](#)

Break

Other

3D shapes - 3D shapes are solid, and we can pick them up. They are not flat like 2D shapes.

- Watch "Shawna's 3D Shapes" on YouTube
- Can you find something in your house that is a sphere, cube, rectangular prism, cone, cylinder, and/or pyramid and investigate and answer the following questions



- You may like to ask somebody to write down what you find out!

- <https://www.youtube.com/watch?v=CiqzRrTqRA8&t=60s>

Additional Optional Activities

Reading	<ul style="list-style-type: none"> • Reading games on Half Pint Kids 	<ul style="list-style-type: none"> • https://halfpintkids.com/reading-games/ 			
Writing	<ul style="list-style-type: none"> • Writing worksheets on Half Pint Kids 	<ul style="list-style-type: none"> • https://halfpintkids.com/activity-pages/ 			
Mathematics	<ul style="list-style-type: none"> • Activities on Mathletics – ask your teacher if you would like your child’s login details 	<ul style="list-style-type: none"> • https://www.mathletics.com/au/ 			
Number Games	<ul style="list-style-type: none"> • Games on Love Maths <p style="margin-left: 20px;">Our suggestions:</p> <table style="width: 100%; border: none;"> <tr> <td style="width: 33%; vertical-align: top;"> <ul style="list-style-type: none"> - Domino golf - Estimate and Check - Get out of my house 2.0 </td> <td style="width: 33%; vertical-align: top;"> <ul style="list-style-type: none"> - Number snake - One minute challenge - Order Order </td> <td style="width: 33%; vertical-align: top;"> <ul style="list-style-type: none"> - Sleeping Stormtroopers - Swap - Tumbling towers </td> </tr> </table>	<ul style="list-style-type: none"> - Domino golf - Estimate and Check - Get out of my house 2.0 	<ul style="list-style-type: none"> - Number snake - One minute challenge - Order Order 	<ul style="list-style-type: none"> - Sleeping Stormtroopers - Swap - Tumbling towers 	<ul style="list-style-type: none"> • https://www.lovemaths.me/number-f-2
<ul style="list-style-type: none"> - Domino golf - Estimate and Check - Get out of my house 2.0 	<ul style="list-style-type: none"> - Number snake - One minute challenge - Order Order 	<ul style="list-style-type: none"> - Sleeping Stormtroopers - Swap - Tumbling towers 			
Addition/ Subtraction Games	<ul style="list-style-type: none"> • Games on Love Maths <p style="margin-left: 20px;">Our Suggestions:</p> <table style="width: 100%; border: none;"> <tr> <td style="width: 33%; vertical-align: top;"> <ul style="list-style-type: none"> - Closest to 10 - Game, Set, Maths - Get out of my house!! </td> <td style="width: 33%; vertical-align: top;"> <ul style="list-style-type: none"> - Go Fish (Doubles) - Go Fish! (Make Ten) - Make Ten Memory </td> <td style="width: 33%; vertical-align: top;"> <ul style="list-style-type: none"> - Part-Part Grab - Ten Frame Filler - Zoo Rescue </td> </tr> </table>	<ul style="list-style-type: none"> - Closest to 10 - Game, Set, Maths - Get out of my house!! 	<ul style="list-style-type: none"> - Go Fish (Doubles) - Go Fish! (Make Ten) - Make Ten Memory 	<ul style="list-style-type: none"> - Part-Part Grab - Ten Frame Filler - Zoo Rescue 	<ul style="list-style-type: none"> • https://www.lovemaths.me/operations-f-2
<ul style="list-style-type: none"> - Closest to 10 - Game, Set, Maths - Get out of my house!! 	<ul style="list-style-type: none"> - Go Fish (Doubles) - Go Fish! (Make Ten) - Make Ten Memory 	<ul style="list-style-type: none"> - Part-Part Grab - Ten Frame Filler - Zoo Rescue 			

Reading Sight Words

Make a sight word car park. Read the word before parking your car



Slap the sight words with a fly swatter when each word is called



Sight word dominoes



Play a game of 'memory'



Play sight word hopscotch




Hide sight words around the house



Sight word beanbag toss. What word did your beanbag land on?



Sight word bingo



Sight word stomp. Stomp on the word when it is called



Read the flashcards as quickly as you can



Writing/Making Sight Words

Make your sight words out of playdoh



Put flour/rice/sand in a tray and use your finger to write your sight words



Use a 'dry-erase' marker and write your sight words on the table or window



Put some paint in a zip lock bag and use a cotton bud or your finger to write your sight words



Write your sight words on the concrete using chalk



Spray some shaving cream onto the table and use your finger to write your sight words in it



Flatten a piece of playdoh and use a toothpick or skewer to write sight words in the playdoh



Sight word pyramids



Paint your sight words on concrete using water and a paint brush

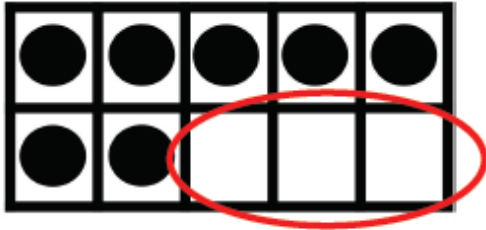


Write your sight words in rainbow colours





Bear and I jumped into the giant open book and landed with a thud in Lolly Land. Pig the Pug was there eating a sticky donut.



$$10 - 3$$



5 and 2



5 and 2

$$7 + 0 = 7$$

$$6 + 1 = 7$$

$$5 + 2 = 7$$


$$4 + 3 = 7$$




$$10 - 3 = 7$$

$$8 - 1 = 7$$

$$7 - 0 = 7$$



4 and 3



6 and 1

