

Thursday 29/07/21 - Term 3 Week 3

Subject	Activity	Resources/Links
Phonics	<ul style="list-style-type: none"> • Sing the 'Digraphs' song by Jack Hartman on YouTube • Watch the second 'wh' video • Optional: Can you put 1 or more of the words from the video into a sentence? 	<ul style="list-style-type: none"> • https://www.youtube.com/watch?v=NK8_Tvu6bJk • https://youtu.be/v_o-iJtop4k
Writing	<ul style="list-style-type: none"> • Look at the teacher example on page 4 then: • Using a piece of paper and coloured pencils, independently use detailed pictures and words to tell your audience a story about if you met a friendly dinosaur, what would you do together? <p><i>(Refer to the 'Writing Instructions' document regarding how to support your child when writing)</i></p>	<ul style="list-style-type: none"> • View attachment for teacher example
Fruit Break		
Reading	<ul style="list-style-type: none"> • Read a book to someone at home using the 'Half-Pint Kids' website AND/OR • Have someone read a book to you – Can you retell what happened in the beginning, middle and end of the story? Can you talk about the setting and characters? 	<ul style="list-style-type: none"> • https://halfpintkids.com/online-materials/
Sight Words	<ul style="list-style-type: none"> • Choose a fun activity to practise reading and/or writing your sight words 	
Mathematics Warm Up	<p><i>(Larger numbers may be used when your child is ready)</i></p> <ul style="list-style-type: none"> • Practise writing the numbers 0-20 (or higher!) on a whiteboard or piece of paper 	

Break

Mathematics

- Number of the day: 7
How many ways can you show this number? Think of tally marks, dice patterns, dominoes, tens frames. What numbers go together to make the number? (e.g. 2 and 4 make 6, 3 and 3 make 6, 5 and 1 make 6 etc.)
- Practise **subtracting** numbers using objects, your fingers, and/or counting back. Can you record the sums on a whiteboard or piece of paper (e.g. '7 minus 2 is 5' or $7-5=2$)

- [View attachment to see 'Number of the Day' example](#)

Break

Other

- Shadow Art:
- Use paper, pencils/textas, and some of your toys to create some shadow art

- [View attachment for visual example](#)

Additional Optional Activities

Reading	<ul style="list-style-type: none"> • Reading games on Half Pint Kids 	<ul style="list-style-type: none"> • https://halfpintkids.com/reading-games/ 			
Writing	<ul style="list-style-type: none"> • Writing worksheets on Half Pint Kids 	<ul style="list-style-type: none"> • https://halfpintkids.com/activity-pages/ 			
Mathematics	<ul style="list-style-type: none"> • Activities on Mathletics – ask your teacher if you would like your child’s login details 	<ul style="list-style-type: none"> • https://www.mathletics.com/au/ 			
Number Games	<ul style="list-style-type: none"> • Games on Love Maths <p style="margin-left: 20px;">Our suggestions:</p> <table style="width: 100%; border: none;"> <tr> <td style="width: 33%; vertical-align: top;"> <ul style="list-style-type: none"> - Domino golf - Estimate and Check - Get out of my house 2.0 </td> <td style="width: 33%; vertical-align: top;"> <ul style="list-style-type: none"> - Number snake - One minute challenge - Order Order </td> <td style="width: 33%; vertical-align: top;"> <ul style="list-style-type: none"> - Sleeping Stormtroopers - Swap - Tumbling towers </td> </tr> </table>	<ul style="list-style-type: none"> - Domino golf - Estimate and Check - Get out of my house 2.0 	<ul style="list-style-type: none"> - Number snake - One minute challenge - Order Order 	<ul style="list-style-type: none"> - Sleeping Stormtroopers - Swap - Tumbling towers 	<ul style="list-style-type: none"> • https://www.lovemaths.me/number-f-2
<ul style="list-style-type: none"> - Domino golf - Estimate and Check - Get out of my house 2.0 	<ul style="list-style-type: none"> - Number snake - One minute challenge - Order Order 	<ul style="list-style-type: none"> - Sleeping Stormtroopers - Swap - Tumbling towers 			
Addition/ Subtraction Games	<ul style="list-style-type: none"> • Games on Love Maths <p style="margin-left: 20px;">Our Suggestions:</p> <table style="width: 100%; border: none;"> <tr> <td style="width: 33%; vertical-align: top;"> <ul style="list-style-type: none"> - Closest to 10 - Game, Set, Maths - Get out of my house!! </td> <td style="width: 33%; vertical-align: top;"> <ul style="list-style-type: none"> - Go Fish (Doubles) - Go Fish! (Make Ten) - Make Ten Memory </td> <td style="width: 33%; vertical-align: top;"> <ul style="list-style-type: none"> - Part-Part Grab - Ten Frame Filler - Zoo Rescue </td> </tr> </table>	<ul style="list-style-type: none"> - Closest to 10 - Game, Set, Maths - Get out of my house!! 	<ul style="list-style-type: none"> - Go Fish (Doubles) - Go Fish! (Make Ten) - Make Ten Memory 	<ul style="list-style-type: none"> - Part-Part Grab - Ten Frame Filler - Zoo Rescue 	<ul style="list-style-type: none"> • https://www.lovemaths.me/operations-f-2
<ul style="list-style-type: none"> - Closest to 10 - Game, Set, Maths - Get out of my house!! 	<ul style="list-style-type: none"> - Go Fish (Doubles) - Go Fish! (Make Ten) - Make Ten Memory 	<ul style="list-style-type: none"> - Part-Part Grab - Ten Frame Filler - Zoo Rescue 			



I took my big, spotty
dinosaur to a dressy disco
We put on our fanciest
clothes and danced together
under the sparkling disco ball.

Reading Sight Words

Make a sight word car park. Read the word before parking your car



Slap the sight words with a fly swatter when each word is called



Sight word dominoes



Play a game of 'memory'



Play sight word hopscotch




Hide sight words around the house



Sight word beanbag toss. What word did your beanbag land on?



Sight word bingo



Sight word stomp. Stomp on the word when it is called



Read the flashcards as quickly as you can



Writing/Making Sight Words

Make your sight words out of playdoh



Put flour/rice/sand in a tray and use your finger to write your sight words



Use a 'dry-erase' marker and write your sight words on the table or window



Put some paint in a zip lock bag and use a cotton bud or your finger to write your sight words



Write your sight words on the concrete using chalk



Spray some shaving cream onto the table and use your finger to write your sight words in it



Flatten a piece of playdoh and use a toothpick or skewer to write sight words in the playdoh



Sight word pyramids

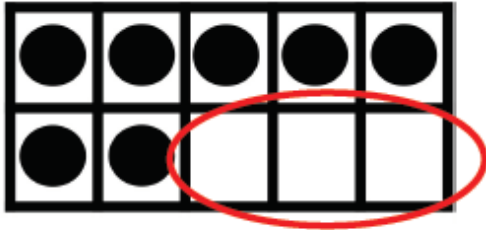


Paint your sight words on concrete using water and a paint brush



Write your sight words in rainbow colours





$10 - 3$



5 and 2



5 and 2

$7 + 0 = 7$

$6 + 1 = 7$

$5 + 2 = 7$


$4 + 3 = 7$




$10 - 3 = 7$

$8 - 1 = 7$

$7 - 0 = 7$



4 and 3



6 and 1



